Truck and Trailer Inspection Workshop

Inspection Workshop

This inspection workshop is intended to help you recognize trucks and trailers that have been compromised for the purpose of smuggling terrorists, terrorist weapons and contraband.
The methods used within this handout do not supersede company policies and procedures regarding security at the workplace.
If suspicious cargo and/or contraband is detected, immediately notify your Supervisor. Contact the proper authorities and U.S. Customs & Border Protection, as warranted.

1-800-Be-Alert

Inspection Workshop

The inspection workshop will cover:

Policies and Procedures...

Inspection processes should be conducted at key points throughout the supply chain:

* The more locations these inspections are conducted, the higher level of security your shipment will have.

Conveyance Security Criteria...

Conveyance Inspection Procedures:

Northern Border

Southern Border

17-Point Truck & Trailer Inspection

1. **Bumper**
2. **Engine**
3. **Tires (truck & trailer)**
4. **Floor (inside truck)**
5. **Fuel Tanks**
6. **Cab/ Storage Compartments**
7. **Air Tanks**
8. **Drive Shafts**
9. **Fifth Wheel**
10. **Outside/ Undercarriage**
11. **Outside/ Inside Doors**
12. **Floor (inside trailer)**
13. **Side Walls**
14. **Front Wall**
15. **Ceiling/ Roof**
16. **Refrigeration Unit 17. Exhaust**

17-Point Truck & Trailer Inspection

Truck Trailer

Tractor, Rig, Mule, etc. Container, Box, Ro-Ro, etc.

1.) Bumper

Flashlight

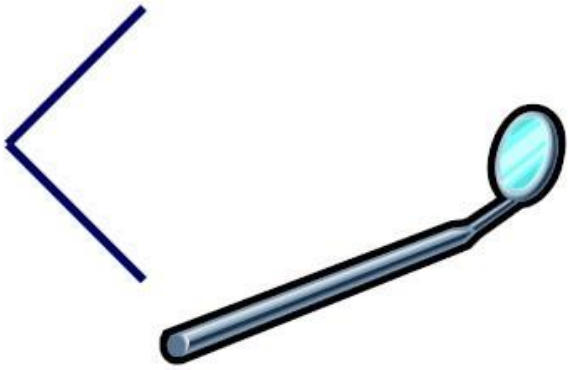

Inspection Mirror

2.) Engine

Engine Off

Use Mirror

Check Compartments

Remove Filter

3.) Tires

Use Tool / Vibrate

Check Spare

4.) Floor (inside truck)

Check / No People Inside



Lift Carpet / New Repairs

5.) Fuel Tanks



Tap / Void Sound

Use Flashlight / Look Inside

6.) Cab / Storage Compartments

Inside / Outside

Keep Locked

7.) Air Tanks



Truck / Tap / Void Sound

Trailer / Weld Marks

8.) Drive Shafts

Repairs / New Paint Tap Test / Hollow Sound

9.) Fifth Wheel

Check Empty Spaces Battery Area / Secure

10.) Outside / Undercarriage



Use Mirror / Inside Lip Rear Lights / Check Area

11.) Outside / Inside Doors

Check Locking Mechanism

Bolts / Rivets Secure

Door Hinges / Secure

Repairs / Weld Marks

12.) Floor (inside trailer)

Flat / Not Lifted

Planks / Bolted Down

13.) Side Walls

Check New / Loose Panels

Use Light / Look Inside

14.) Front Wall

Secure Panels / Repairs

Measure Length / False Wall

15.) Ceiling / Roof

Ceiling

Measure Height / Floor

Roof

New Rivets / Repairs

/

16.) Refrigeration Unit

Open Doors / Check Inside Use Light / Unit Off!

17.) Exhaust

Taped Packages / Rope Not Loose / HOT!!!

Tires:

Steel Compartment / Cocaine One Tire / Multiple Use # Air Tanks:

Weld Mark / Looks Rusty One Kilo / Cocaine

Batteries:

Hollowed-Out Compartments / Marijuana

Fifth Wheel:





/

Top Cover Loose / Not Wired Cocaine Concealed Inside Fifth Wheel:

Different Bolts / Loosen Hasp Check Handles / Rivet Secure Putty Inside Door / Unusual

Floor (inside trailer):

False Compartment / 550 lbs. Cocaine

Empty Trailer / 3,000 lbs. Cocaine

Side Walls:

Refrigerated Trailer

Both Walls / Marijuana

Ceiling / Roof:

False Refrigerated Trailer Ceiling / Marijuana

False Trailer Roof / Original Rivets Removed

Inspection Documentation:

Affixing Seals: